



# EXPLORING TRU CURRICULUM

This presentation also [available as a PowerPoint file.](#)

# Tru | The Distinctives



- Family Is the Primary Spiritual Nurturer
- Encourages Growth from Childhood Beliefs to Lifetime Faith
- Scripture Is Our Authority
- The Holy Spirit Is Teacher
- The Bible Is Revealed as “The Big God Story”
- God-Centered Lessons
- A Community of Ministry Support

# Tru | What to Know?

**Tru is a digital curriculum.**



Sundayschool.com: Downloadable digital bundles

- Lessons are PDFs and customizable Word documents.

Disciplr: Digital platform subscription service.

- Lessons are customizable and provided as customizable Word documents.

For both, all resources are supplied with each lesson for instant access and include:

Storytelling Videos

Storytelling Images

Sound Effects

Discussion Questions (Investigate)

Supplemental Activities (Games: Memory, Bingo)

Coloring Pages

At Home Weeklies



# FORMATS OF TRU CURRICULUM





# Classroom Edition



## **TruBlessings**

3-Year-Olds

1-year Scope & Sequence

## **TruWonder**

4s/5s and Kindergarten

3-year Scope & Sequence

## **TruStory**

1<sup>st</sup>/2<sup>nd</sup>, 3<sup>rd</sup>/4<sup>th</sup>, 5<sup>th</sup>/6<sup>th</sup>

3-year Scope & Sequence

# Large Group / Small Group Edition



## **TruWonder**

Pre-K and Kindergarten  
3-year Scope & Sequence

## **TruStory**

1<sup>st</sup> through 5<sup>th</sup> grade  
3-year Scope & Sequence

## **TruIdentity**

Middle School students  
Six modules that are 8 weeks long (and one—  
Advent—5 weeks long)  
based on books of the Bible (53 weeks total)

# Tru | Two Formats



## **Large Group/Small Group**

- Starts in small groups
- Moves to larger group for storytelling
- Returns to small groups for discussion and response
- Closes with a blessing

## **Classroom Edition**

- Smaller grouping of age levels
- Usually in two-year sections
- Stay in smaller classroom groups for the entire lesson
- Uses fewer supplies



THE PATH OF  
EVERY TRU LESSON



# Leader Prep



Each week leaders are given a list of resources along with encouraging articles that will help prepare their hearts to present the lesson.

- **Inspire** shares personal stories from fellow ministry leaders about how God has worked in their lives.
- **Equip** offers perspective and context to the lesson's Bible passage.
- **Support** provides reflection and assessment through encouragement, prayer, and time in God's Word.

# Step 1: Connect / Explore

As the children arrive, they engage in fun, creative activities designed to pique their curiosity about the day's portion of God's big story and develop relationships with leaders and one another.



- Connects kids to the lesson and to each other through simple activities with **minimal supplies**.
- Flexibility: Doesn't have to be done exactly.
- Lessons are customizable. Change it up for whatever works for you and your church's needs.
- Open-ended questions / conversation starters (not directive)

## Step 2: Gather / Discover

Children experience and learn more about God through Scripture, storytelling, prayer, and discussion.



- Welcome and Traditions: engaging with Hamilton the Hedgehog, opening the Wardrobe of Wonder, or filling a gumball machine to track community progress.
- Memorizing Scripture (**Remember Verses**)
- **Ponder Point:** What does this part of **The Big God Story** tell us about God?
- **Prayer**
- Storytelling in The Big God Story—the foundation for the lesson. Includes storytelling techniques, such as sound effects, printed images, and active participation.
- Discussion: questions or things to think about, etc.
- Resources are provided for each age level (Three storytelling videos per quarter with TruStory and TruWonder)



inspire. equip. support.

# Storytelling Videos

Included with Tru





# Worship As Response

Children pause to respond to what they've just learned about God during The Big God Story. Space is created for worship ....



Next, as a **large group**, students are invited to meet with the living God and engage in a variety of reflective worship responses. In order to facilitate interactions, Worship As Response features may include:

- Prayer, Prayer Wall, group worship, music, dancing, silence, art, journaling, encouragement cards, etc.
- To accommodate different learning styles, this time can either be structured or unstructured.
- Simplified options are sometimes offered with no setup, and may consist of the leader reading questions to invite student reflection.

Then within **small groups**, intentional conversation is encouraged between students and leaders as they talk through discussion questions related to the God statement.



Rock Walls for receiving rocks (or other items) for attendance, bringing a friend or their Bible.

Rocks are a community not individual effort, where when full, the community has a celebration or party.





Prayer Walls to pray and record prayers  
as a faith community.  
Prayers are left up until the wall is full  
and then transferred to a prayer book.









An example of a preschool prayer wall can be made with colored ribbons or shapes rather than words.







## Step 3: Respond

Children continue to expand on what the Holy Spirit is teaching them about God through creative activities and games.



- Activities change from week to week
- Worship stations
- prayer, singing, dancing, music, silence, art, games, etc.
- structured or unstructured
- Customizable to accommodate different learning styles.
- Small Group Enhancements (TruWonder): optional activities to either extend the time or replace an existing activity or discussions.

## Step 4: Bless



Before leaving, children receive a blessing from their leaders and sometimes one another.

- A blessing may be a portion of Scripture, or words to encourage and guide.
- To bless, or to give a blessing, is to speak God's identity and truth into the lives of the children (students in TI).
- They leave encouraged and built up with Godly words of life and truth spoken over them, so they can in turn bless others.

**At Home Weekly:** A preteaching tool for parents to use with their families during the week. They find out what their child learned this week and introduce the Ponder Point for next week. Integrates teaching at home with learning at church.

# Remember and Celebrate



- Purpose: Kids pause, as instructed by God, to take time to remember and celebrate what God has been doing in their lives.
- Ask: What have learned about God and your place in His big story these past few weeks?
- Have fun!
- More content than needed has been provided.

# Things to Know



- Freshly updated: Easier to use, streamlined across all age levels (including R&C lessons), similar names for sections, fewer supplies
- **Undated Scope and Sequences:** flexibility
- **Digital bundles** (PDFs and customizable Word docs)
- How It Works Docs **for each age level**
- Tru FAQs Document
- TruMinistry.com

# Tru Community Facebook Page

Network with other Tru users, including live Mondays with Michelle



## Announcements

See All (7)








Disciplr created a poll.

Admin · September 27 at 2:11 PM



What questions would you like Michelle Anthony to cover in the next Monday with Michelle? >>Comment below if you have another question!

- ☐ How can I encourage at-home participation from parents?  +33
- ☐ What should Remember & Celebrate look like?  +8
- ☐ My volunteers are hesitant to lead Storytelling. How can I encourage them?  +8
- ☐ What are your tips for using Tru in a smaller church?  +4
- ☐ What makes Tru's Scope & Sequence unique? 

You, Michelle Anthony and 1 other

1 Comment



Michelle Anthony was live.

Admin · October 15 at 12:02 PM



2

13 Comments 136 Views

# Things to Remember!



- Tru is flexible.
- Tru is unique.



**WHAT LEADERS  
LIKE ABOUT TRU**





Things we love about Tru:

- A focus on the Bible as one story, not a collection of stories
- An emphasis on where/how God is part of every story through the God-centered statements
- Promoting an opportunity to respond to the message
- An emphasis on the work of the Holy Spirit in our lives today

I love the emphasis of responding to God through the Response Time. This is the only top-level curriculum to offer an emphasis on response and ultimately the prompting of the Holy Spirit.

Tru helps children to understand the Bible in a personal way. Also God's hand in history—the idea of Historical Redemptive is so powerful!

I love having resources that work cohesively with parents and their children help to bolster the usefulness and effectiveness of the curriculum.



inspire. equip. support.

## Additional Support At TruMinistry.com

- Blogs
- Training tips
- Reference articles

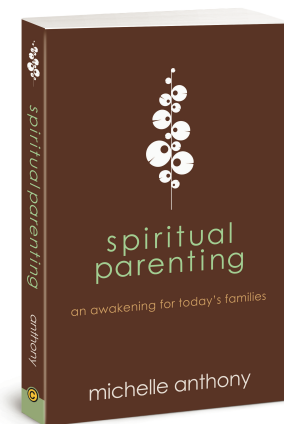
(Slated for updates)

# Additional Support Resources

## Spiritual Parenting

### **Spiritual Parenting** by Dr. Michelle Anthony

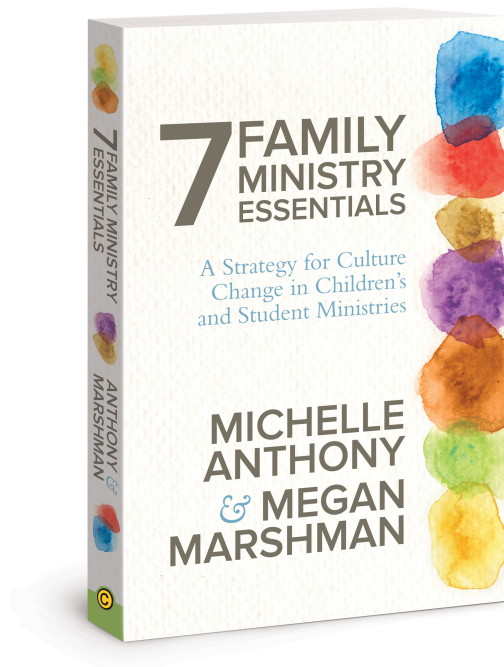
Good parents want nothing more than to see their children live transformed lives through a relationship with Jesus. So what can we do to help make this happen? We start by depending on God to do a great work in our kids' lives through His Spirit.



### **Spiritual Parenting Curriculum** by Dr. Michelle Anthony

This six-part DVD series will help empower parents to be the primary nurturers of their children's faith. Families will be transformed as they learn how to create space for God-encounters in everyday life.

# Additional Support Resources







## **7 Family Ministry Essentials**

by Dr. Michelle Anthony & Megan Marshman

Book description yet to come.

# Worship Music and Media



Available on iTunes  
and Amazon  
Search: *Tru Worship*

# Additional Support Resources

## HomeFront



A magazine that equips and supports parents to put the practices of spiritual parenting into their every day family life.

Available digitally online or in print at:

**HOMEFRONTMAG.COM**



**QUESTIONS  
ABOUT TRU?**

